

# Article 12: Outdoor Lighting

## P&Z Final Review Draft v.1.5



Dolores Land Use Code Update  
March 2, 2021 (Final edits)

Article 12: Outdoor Lighting.....	3
A. Purposes.....	3
B. Applicability .....	3
C. Definitions [will be moved to Article 2] .....	3
D. Fixture Type .....	4
E. Measurement at Property Line .....	6
F. Outdoor Lighting Design Standards .....	6
G. Lighting Curfew.....	6
H. Deviations .....	7
I. Exemptions.....	7

## Article 12: Outdoor Lighting

### A. Purposes

These outdoor lighting standards are intended to allow the Town to preserve, protect, and enhance the use and enjoyment of public and private property through the use of appropriate outdoor lighting practices designed so as to

1. Set general and specific standards to encourage lighting that favorably contributes to visual performance, safety, and aesthetics from properly shielded light sources for lighting applications to include security, parking lots, recreational facilities, buildings and structures, landscaping, canopies, and signs;
2. Preserve and enhance the natural nighttime visual environment of the Town by minimizing light trespass and controlling glare on and off property;
3. Increasing nighttime utility, safety, security, and productivity; to foster the nighttime use of property; and to protect the privacy of residents;
4. Reduce and prohibit light trespass, obtrusive light, and sky glow, and to reduce roadway glare and extreme variations of illumination, to which elderly drivers are particularly sensitive;
5. To preserve the views of the starry sky, encouraging the enjoyment of their aesthetics, the education of the public in the sciences, and the astronomical study of celestial bodies;
6. Encourage systematic practices in the use of outdoor electrically powered luminaires, consistent with conserving energy and maximizing the benefits to the citizens of Dolores; and
7. Accomplishing these purposes by limiting illuminance levels; by directing the luminaire emissions away from roadways, other properties, and the sky; and by reducing illumination levels during later hours of the night.

### B. Applicability

1. All new development and redevelopment shall comply with the standards in this article.
2. All existing outdoor light fixtures installed prior to the effective date of this Code shall be brought into compliance with this article either as they are replaced or within two years, whichever is sooner.

### C. Definitions [will be moved to Article 2]

1. Attached Lighting: A light fixture that is attached to a building or structure. Any light fixture that is directly or indirectly attached to a structure with a diameter and/or width of more than 12 inches is considered attached lighting.
2. Fixture: A complete lighting unit including the lamp and parts designed to distribute the light, position and protect the lamp, and connect the lamp to a power source. Also referred to as a luminaire. The fixture may include an assembly housing, a mounting bracket or polo socket, lamp holder, ballast, a reflector or mirror, and a refractor or lens.
3. Floodlight: An outdoor lighting fixture intended to illuminate a large area. Often utilized to broadcast light over a substantial area for security and recreational purposes.

4. Freestanding Lighting: A light fixture that is not attached to a building or structure. Any light fixture attached to a structure with a diameter and/or width of 12 inches or less (such as a pole) is considered freestanding lighting.
5. Fully Shielded: An outdoor lighting fixture that is shielded with a non-translucent barrier or constructed in such a manner that the light rays emitted by the fixture, either directly from the lamp or indirectly from the fixture, are projected below a horizontal plane passing through the lowest point of the fixture where light is emitted. Light rays emitted by a fully-shielded fixture shall not cast direct light onto any adjacent property other than a common solid fence.
6. Light Pollution: Any adverse effect of artificial light sources including, but not limited to, discomfort to the eye or diminished vision due to glare, uncontrolled uplighting, uncomfortable distraction to the eye, or any artificial light that substantially diminishes the view of the night sky.
7. Outdoor Lighting Fixture: Any lighting fixture that is installed, located, or used in such a manner to provide illumination of objects or activities outside. Outdoor lighting fixtures include all fixtures mounted to the exterior of a structure, poles, or other freestanding structures, or placed so as to provide direct illumination on any exterior area or activity.
8. Partially Shielded Fixture: A fixture employing a top shield to eliminate all direct upward light, but otherwise does not shield the lamp from view. May allow some light to pass through a semi-translucent barrier, and/or may allow visibility of the lamp/bulb from certain perspectives.
9. Seasonal Lighting: Seasonal displays of 45 days or less within one calendar year.
10. Temporary lighting: means lighting that is intended to be used for a special event for 12 days or less per calendar year.
11. Uplight: Light emitted from a fixture into the hemisphere at or above the horizontal plane.

#### **D. Fixture Type**

1. All freestanding outdoor light fixtures shall be shielded with full cutoff fixtures and directed downward to prevent off-site glare.
2. Fixtures illuminating parking and pedestrian areas, both freestanding and building mounted, shall have full cutoff fixtures as identified in Figure 1, Cutoff Fixture Types.

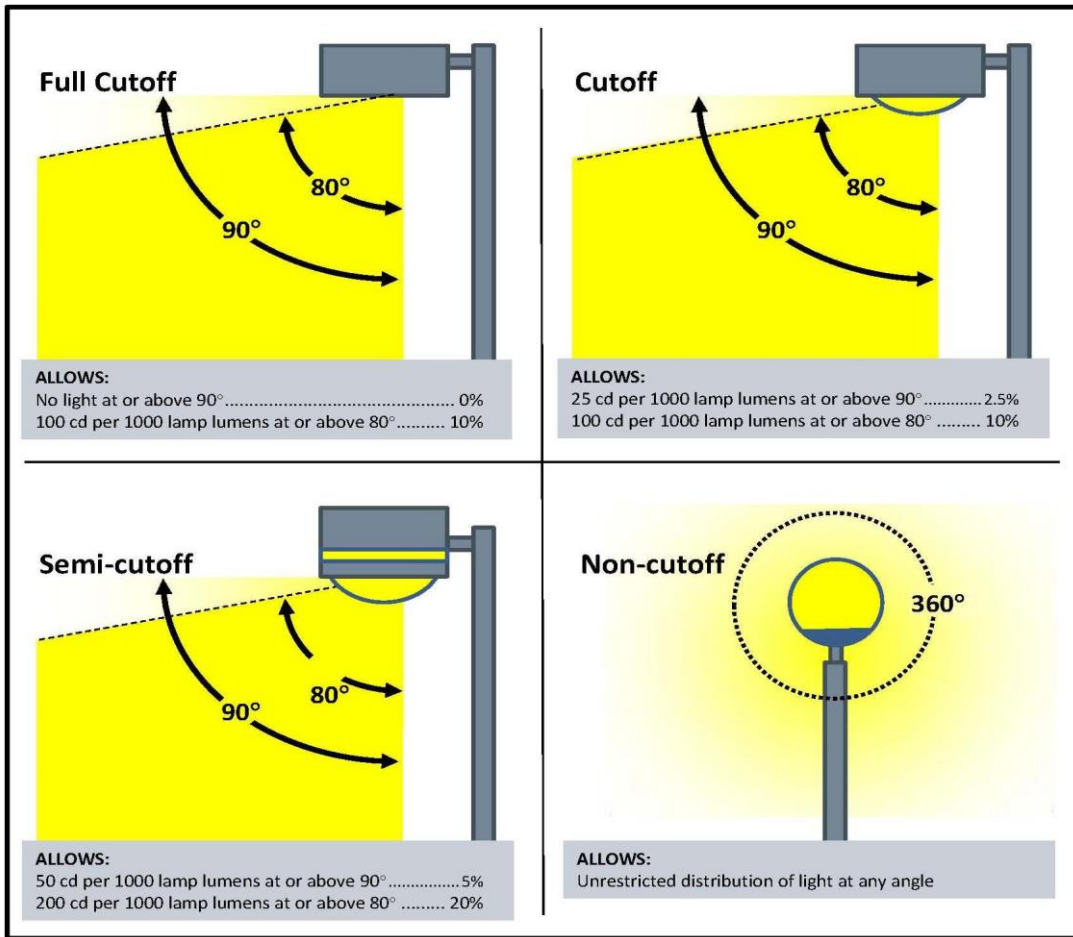


Fig. 1: Cutoff fixture types

3. Building-mounted lighting shall be shielded and directed at a downward angle no higher than 45 degrees above the nadir (half-way between straight down and straight to the side) measured perpendicular from the pole or mounting wall. See Figure 2.

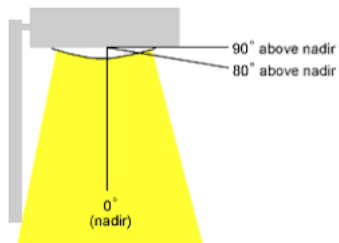


Fig. 2: Measurement of Nadir

4. Architectural, display, and decorative lighting visible off-site shall only be generated from a concealed or cutoff light source with low-level fixtures. Lamps used for this type of accent lighting shall be low intensity to produce a subtle lighting effect and shall utilize less than 100 watts and shall emit less than 1,600 lumens per fixture.

5. Outdoor light fixtures under awnings, canopies, buildings, overhangs, or roof eaves shall be shielded to light pedestrian areas and walks and not illuminate the overhang, eave, or awning. Lighting fixtures shall not extend below the ceiling of freestanding canopies.

### E. Measurement at Property Line

Outdoor lighting shall not cause light trespass exceeding the following amounts, measured with a light meter oriented vertically or horizontally at the property line of the property on which the light is trespassing:

1. The maximum allowable trespass onto a residential use or property is 0.1 foot-candles.
2. The maximum allowable trespass onto a non-residential use or property 0.25 foot-candles.

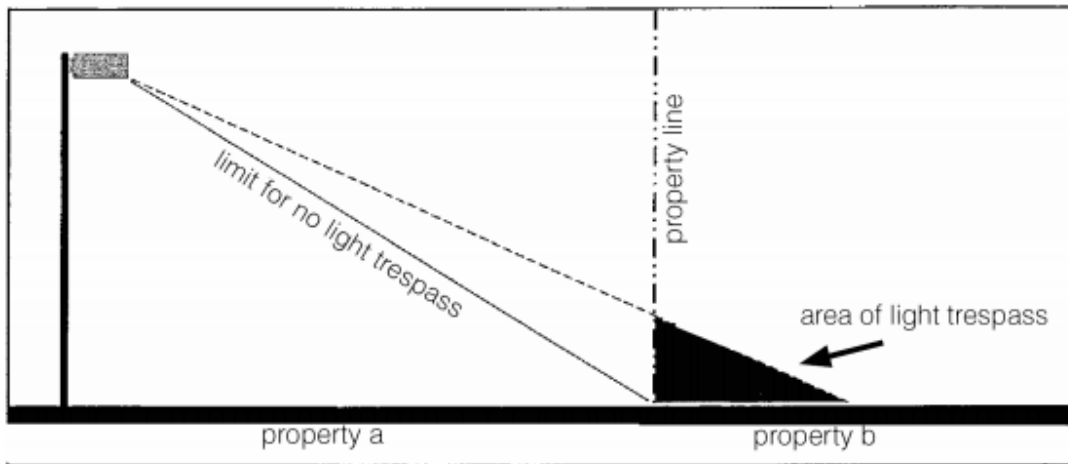


Fig. 3: Light trespass measurement

### F. Outdoor Lighting Design Standards

1. All fixtures shall utilize one of the following bulb types: metal halide, induction lamp, compact fluorescent, incandescent (including tungsten-halogen), LED, solid state lighting, or high-pressure sodium, with a Color Rendering Index (CRI) above 70.
2. All luminaires shall have a low Correlated Color Temperature (CCT) in the warm light spectrum (red, orange, and yellow range) of 2200-3000 Kelvin.
3. No flickering or flashing lights shall be permitted, except for temporary decorative seasonal lighting.
4. Lighting installations shall not have an adverse impact on ground or air traffic safety.
5. The maximum height of any lighting pole shall not exceed the maximum height of a structure as allowed by the zoning district.
6. All outdoor lighting shall be installed with an on/off switch.

### G. Lighting Curfew

1. All outdoor lighting except security lighting, as described in this section, shall be extinguished within 30 minutes of the close of business and shall stay off until 30 minutes before the commencement of business.
  - a. Security lighting at entrances, stairways, and loading areas that is activated by motion sensor which extinguishes 10 minutes after activation, and lighting at the building entrances and driveway egress points does not need to be extinguished.

- b. Lighting for ATMs and exterior accessways to hotel/motel rooms is not subject to the curfew.
2. Automated control systems, such as motion sensors and timers, shall be used to meet the curfew requirements. Photocells or photocontrols shall be used to extinguish all outdoor lighting automatically when sufficient daylight is available. Automated controls should be fully programmable and supported by battery or similar backup.

#### **H. Deviations**

Deviations from the lighting standards provided in this section may be approved by the Planning & Zoning Commission when the applicant can prove:

1. There are unique circumstances affecting the subject property that make it infeasible or impractical to comply with strict application of the lighting standards detailed in this section.
2. The proposed deviation will achieve the purpose and intent of this section.
3. The levels of light pollution will not exceed the level anticipated to be produced by a project compliant with this section.
4. The proposed project will not be contrary to or in conflict with the Comprehensive Plan.

#### **I. Exemptions**

Lighting required by building codes or other regulations is exempt from this section, including: communication towers, exit signs, lighting for stairs/ramps, lighting for points of ingress/egress to buildings, and all other illumination required by air navigation safety provisions, building codes, OSHA standards, and other permitting requirements from state or federal agencies.